

Phonics and Reading



We will spend the last half term of Y1 consolidating the sounds covered and practising any which we feel less secure with. We will continue to work on recognising the sounds in longer words and reading these accurately. Please continue to practise the sounds in the front of their Read Write Inc Book Bag Book at home as this will really help them to become confident with all the different sounds.

Writing




We will be looking at these two books this half term as well as studying a range of poems. Once we have read *Iggy Peck Architect*, we will write a fact file about some of the famous landmarks in London, labelling them, describing them and writing some key facts about each one. We will then read *The Secret of Black Rock* which is a truly magical book. We will write setting descriptions, diary entries, a persuasive speech and a book review.

Maths




This half term we will be covering the three remaining Y1 topics, *Numbers to 100*, *Time* and *Money*. We will learn to read, write, order and compare numbers to 100. We will learn to recognise, sort and order coins and notes in our money topic and will learn to read and write o'clock and half past times on an analogue clock. We will continue practising our rapid mental recall number facts as outlined on the sheets given out earlier in the year.

Art



We will be learning about composition and working with different materials to create different textures. We will base our art lessons around a seaside scene. We will look at how different artists represent the seaside through art before creating our own versions.

Science




In science our unit is called 'What's Growing In My Garden?' and is centred on learning about plants and trees. We will find out about the things growing in our school grounds before learning to name a number of flowers and trees. We will also learn about the structure of flowers and trees, looking closely at the inside of them.

Geography



Our geography topic asks the question *Why do we love being beside the sea so much?* We begin by comparing photographs of the seaside, countryside and towns / cities, noting similarities and differences. Then we will look at what activities people enjoy doing at the seaside. After this we will focus on sea creatures you might find rock pooling before we end by thinking about how people affect our beaches and how we can do our bit to look after them.

RE



In RE, we will be investigating the question *Are Rosh Hashanah and Yom Kippur important to Jewish children?* We will learn about this important festival and what happens in the family home and the synagogue during this time.

PSHE



In PSHE, we will be focusing on road safety. We will be looking at different crossings, thinking about safe places to cross as well as our responsibility as a pedestrian. We will also be spending time talking about our move into Y2.

PE



In our Team Building unit we will be learning to develop our communication and problem solving skills when working in a pair and small group. In our Striking and Fielding unit, we will be developing our skills in throwing, catching, stopping a rolling ball, retrieving a ball and striking a ball.

Music



We will be covering a unit called 'Vocal and Body Sounds' and it is all based on the sounds of the seaside. We will listen, perform and compose music linked to the seaside.

Computing



In computing, we will be learning how to use Scratch Junior. We will learn to change the background, sprite, use the basic building blocks and create an algorithm to move the sprite around the screen.

Other Information

Please make sure you regularly check your emails for information about this half term. I will also regularly update twitter with photos and information, so check us out at @TheEllisY1

Home Learning Suggestions

Here are some learning activities related to our different lessons that you can do with your children at home to support their learning in school.

<p><u>Reading</u></p> <ul style="list-style-type: none"> • Read at least three times a week and record in your reading diary. • We love hearing about your recommended reads- you could write and share a book review for a text you think your friends would enjoy. • Please ensure you send your child's Read Write Inc book in every Monday so I can change it. Thank you 	<p><u>Writing</u></p> <ul style="list-style-type: none"> • Practise your spellings. You can play spelling games on Spelling Shed. • Write a story about a visit to the seaside. • Write some poems based on the seaside. • Research some famous buildings around the world and write an information text about them. • Draw and label your own imaginary building, just like Iggy Peck Architect! 	<p><u>Maths</u></p> <ul style="list-style-type: none"> • Practise counting to 100 starting on different numbers. • Draw numbers to 100 using your tens and ones sticks. • Practise recognising and ordering coins and notes. • Practise reading and making o'clock and half past times on an analogue clock. • Practising learning to recite the days of the week and months of the year in order.
<p><u>Art</u></p> <ul style="list-style-type: none"> • Look at some different shells you would find at the beach and draw them. • Draw some sea creatures or use different materials to create an under the sea collage. • Create a ship wreck image with lots of lost treasure and a treasure chest! • Design your own pirate ship! 	<p><u>Science</u></p> <ul style="list-style-type: none"> • Explore your garden and local areas around you and draw some different plants and trees. • Grow your own flowers or vegetables from seed. • Download a tree or plant identifier app and go for a walk to name plants and trees in your local area. • Write a riddle about a flower or tree for someone else to guess what it is. 	<p><u>Geography</u></p> <ul style="list-style-type: none"> • Research some seaside resorts close to us. • Draw a picture of a seaside, countryside and town and write geographical words around each one such as <i>cliff, road, buildings, sand, moss...</i> • Look at a map of the UK and locate seaside resorts on it. Where are they in relation to Barnsley?
<p><u>RE</u></p> <ul style="list-style-type: none"> • Write a story about a character or animal who needs to ask for forgiveness. • Write a prayer to say sorry for something and to ask for help to make a change in the future. • Watch some videos online about Rosh Hashanah and Yom Kippur and talk about what you found out with a grown up. 	<p><u>PSHE</u></p> <ul style="list-style-type: none"> • Make a road safety poster or powerpoint on the computer. • Go for a walk and identify safe and unsafe places to cross. • Look out for different types of crossings when you are out and about such as <i>pelican, zebra crossings</i>. 	<p><u>PE</u></p> <ul style="list-style-type: none"> • Complete some team building activities as a family (there are lots of fun ideas online). • Practise throwing and catching a ball over a short and longer distance. • Practise some activities for sports days such as relay runs, long jump, throwing into a hoop, rolling a ball at a target.
<p><u>Music</u></p> <ul style="list-style-type: none"> • Listen to various music about the seaside. • Describe the pitch, tempo and dynamics. • Create your own simple story about a trip to the seaside and make up some sounds using your voice and body. Maybe you could get a family performance organised! 	<p><u>Computing</u></p> <ul style="list-style-type: none"> • If you have access to some technology where you can download Scratch Junior you could practise some of the taught skills at home. • You could design your own sprite to use on Scratch. 	<p><u>Other Information</u></p> <p>Please remember to send into school the following:</p> <p>Read Write Inc books - Mondays PE kits – Wednesdays and Thursdays (please ensure your child has a suitable outdoor PE kit so they are not cold!) Spelling books – Fridays Book bag – every day!</p> <p>Thank you for your support.</p>