

Dear Y4 Parents and Carers,

We are very pleased to welcome your children back to school and we hope that they are excited to be back and ready to learn. Below is information which we hope will be helpful to you-

## **PE**

Our PE days are Thursday and Friday.

Thursday will be indoor PE lessons and children will need their PE kit. Friday will be swimming and children will need their swimming kit.

## **Outdoor learning**

There is no such thing as bad weather, only inappropriate clothing! At The Ellis we love to learn outside and in Y4 we will be using our outdoor classroom and wider school environment as much as possible. This means that your child will need appropriate footwear and coats every day. Indoor pumps will be needed in school to protect our classrooms from the inevitable mud!

## **Reading Books**

Your child will have already brought home a reading book to share with you at home. Please record in their reading diary when they have read to an adult or maybe an older sibling. We ask that reading diaries are in your child's book bag every day so that we can fill them in when they have taken part in reading in school. If reading diaries are filled then we will send home a second diary free of charge, however if it is lost then we ask that a new one is bought from the office at the cost of £1. Your child is welcome to change their book any day of the week when they have completed it but it is their responsibility to ensure books are changed regularly. Children should aim to read at home at least 3 times per week and reading raffle tickets will be awarded for reading.

## **Spelling books**

The children will be bringing home spelling books. They will write in their new spellings on a Monday and bring their book home to practise. Please support your child in learning their spellings. They will be regularly assessed in their spellings. Their spelling books need to be in school every Monday.

## **Home Learning**

Each half term, children are expected to complete a home learning project linked to our topic. I have attached a sheet of a few ideas linked to our topic but feel free to create your own ideas! We are always intrigued to see what our pupils have been up to outside school! Once they have completed their project or projects (as some children prefer to do a few shorter projects, whilst others like to complete one long one), please send them into school so we can share their learning with the class (photos or PowerPoints can be emailed to Mrs Fiddes and will be passed onto Year 4 staff to share). Please encourage your child to take pride in their home learning and aim for a quality piece that may have taken a few sessions to complete.

## **Online learning**

Children are encouraged to be regularly practising spellings and time tables online. As a school we have subscribed to websites to support the children with their learning. Seesaw will be used in school regularly and may be used for learning at home if the need arises. The children will be given their individual logins for Seesaw, TT Rockstars and Spelling Shed (they are stapled in the back of their reading diaries). Please support your child with their learning on these platforms.

You can find the Positive Planets on Twitter @TheEllisY4

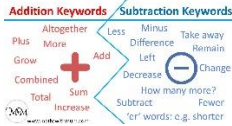
We use Twitter to share the learning we are doing at school, celebrate achievements and give information.

**Maths**

We will be learning more about place value to start this half term. We will be securing and extending our understanding of partitioning, number lines and rounding.

thousands	hundreds	tens	ones
4	0	7	4
4,000	000	70	4

We will then move on to learning about addition and subtraction. We will learning about adding and subtracting 4-digit numbers as well as exchanging numbers and estimating.



Throughout our maths learning we will develop our problem solving and reasoning skills. We will also focus on developing our mathematical language.

**English**

In VIPERS, we will be reading ‘Fantastic Mr Fox’ by Roald Dahl. We will continue to develop our comprehension skills, with a focus on how to answer inference questions and using quotes from the text in their answers.



In our English lessons we will be using ‘Marcy and the Riddle of the Sphinx’ by Joe Todd-Stanton to develop our narrative and journalistic writing skills. We will focus on character and setting description and building a varied vocabulary. We will develop our understanding of journalistic writing using formal language and examining the features of newspaper reports.

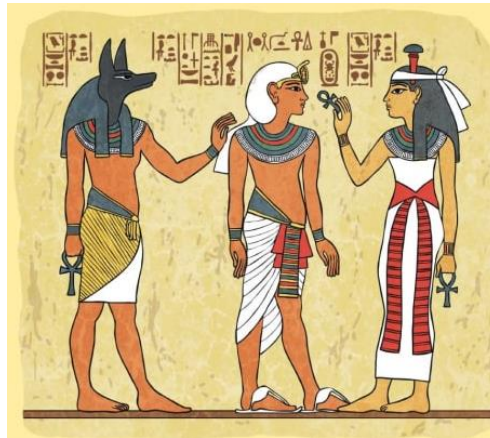
**French**

Monsieur Hamilton will continue to teach us French every Wednesday.



**Walk like an Egyptian**

Our new topic focuses on the Ancient Egyptians.



**. DT**

We will be researching an Egyptian Shaduf. We will look into the functions of a Shaduf and its purpose in Ancient Egypt. Using our research we will design an Egyptian Shaduf and consider which materials would best to support its function. Once we have designed and constructed our Shaduf we will conduct a self and peer evaluation of our work.

**RE**

We will be finding out about Judaism and learning about their beliefs and practices and how this shapes their relationship with God.



**Music**

This term we will looking at a timeless pop song from the 70s, Mamma Mia by ABBA.




**History**

We will be learning about the Ancient Egyptian civilisation. We will find out about the legacy of the Ancient Egyptians, investigate lifestyles and compare and contrast life in the past with life now.



**PSHE**

We will be learning about keeping and staying safe in water. We will also learn about being responsible in water which link with our learning during our swimming lessons.

	<p style="text-align: center;"><b>PE</b></p> <p>Our PE topics this half term are football and swimming. Our PE days are Thursday (indoor) and Friday (leisure centre).</p> <div style="text-align: center;">  </div>	<p style="text-align: center;"><b>Computing</b></p> <p>Learners will explore how a network can share messages with another network to form the internet. They will consider some of the network devices involved in this, such as routers, and then discuss what we should keep in and out of a network to keep safe.</p>	<p style="text-align: center;"><b>Science</b></p> <p>We will be learning about Electricity. We will gain a better understanding on electrical safety alongside building a circuit and investigating materials that conduct efficiently.</p>
--	---	---	---

### Walk Like An Egyptian

#### Home Learning Ideas

Here are some ideas for your home learning activities for our Ancient Egypt topic. You may already have other ideas which aren't on here. We love seeing how you lead your own learning at home.

<p><b>English</b></p> <p>You could create a coded message using hieroglyphs. See if your classmates can decipher the message!</p>	<p><b>Maths</b></p> <p>You could create a net for a square or triangle based pyramid. Decorate the sides and construct your pyramid.</p>	<p><b>Geography</b></p> <p>You could design a holiday leaflet to visit Egypt. What attraction can you visit? What food can you eat? Where can you stay?</p>
<p><b>Art and Design</b></p> <p>You could design a pharaoh death mask. Research King Tutankhamun's mask. Look at the details and jewels that have been included and create your own.</p>	<p><b>PE</b></p> <p>You could learn some funky Egyptian dance moves. Plan and create a routine – you could do this as a group.</p>	<p><b>History</b></p> <p>You could research an Ancient Egyptians lifestyle. What was life like for an Egyptian? Did life differ for different people? Why and how?</p>