




F2 Newsletter



Our topic this half term is all about toys.



The Ellis CE Primary School

Communication and Language

We will talk about our favourite toys.
We will learn a lot of new words linked to our topic of toys.
We will listen to and talk about lots of different stories about toys.
We will continue to learn new rhymes and sing songs.

Expressive Art and Design

We will paint our favourite toys.
We do observational drawings of old and new toys.
We will make a toy out of clay.
We will build toys using Mobilo and Lego.

Understanding the World

We will learn about life in the past by exploring old toys. We will find out how toys have changed throughout the years by comparing toys e.g. an old and new teddy bear.
We will also investigate how toys move and also explore what different materials they are made from.

Personal Social and Emotional
We will continue to develop our independence skills when participating in different activities. We will also work as a team. Caring for property – link to looking after school resources (toys) and how objects can be fragile and need to be handled with care.

RE

We will be learning about different New Year celebrations such as the Chinese New Year, Persian New Year, and Holi (a Hindu festival).

Mathematics

We will learn about the composition of numbers up to 10.
We will begin to use combine two groups of everyday objects to find a total (early addition).
We will learn about capacity and weight.
We will also learn about length and height as well as the everyday language linked to time.

TOYS



Physical Development

We will explore different movements, change of speed. Balance on different points and patches.
Children to perform basic skill/actions, such as hopping, skipping, bending, or sliding and focus attention on how groups of muscles are pushing and pulling our bodies to execute the movement.

Literacy

We will read lots of different stories about toys such as 'The Everywhere Bear', 'Kippers Toybox' and Toys in Space.
We will read non-fiction books to find out information about toys today and in the past.
We will label and write captions about toys.
We will retell familiar stories linked to our topic.

General Information:

Hair and Jewellery:

Please ensure you adhere to the school policy regarding these matters i.e. hair should be tied up and jewellery is not permitted with the exception of a watch and/or one pair of small studs which must be removed, by the child, for PE. Our PE day is Thursday.

Packed Lunches:

Please ensure that your child has a healthy balance in their packed lunch box. We encourage you to only pack a maximum of 1 chocolate treat and fizzy drinks are not allowed.

Class Information

We will endeavour to send homework and reading books out every Wednesday; please return book bags by Wednesday at the latest so that your child is able to take a new reading book home each week.

Please remember to read with your child as much as you can. Please remember to write an entry in your child's reading diary to let us know how well they are doing with their reading at home.

If, at the end of the day, your child is going home with someone different, please could you let Mrs Beevers, or Mr Grayhurst know in the morning.

Please ensure all personal items (clothing, PE kits, wellingtons, water bottles) are clearly labelled.

How can you help at home?

Here are some other ways you could help your child at home:

Please talk to your child as much as you can. Language is everything at this stage of your child's development. Ask your child what they have done each day at school. Encourage your child to talk about their interests etc. Talk about what you are doing each day at home to model how to speak in full sentences.

Read, read, read! Storytime is so important for developing children's love and reading and extending their vocabulary. Remember to ask your child about the main characters, where the story is set, what happens at the beginning, middle and end of the story.

Count at every opportunity, emphasising how we point to each object and say a number to find out how many things there are in a given set of objects.

Give your child plenty of opportunity to use scissors and show them how to cut properly if they need support.

Show them how to use a knife and fork when you are eating a meal.

Encourage them to draw as much as possible—this helps to develop children's concentration, imagination and fine motor skills.

Ensure that they understand the importance of brushing their teeth at least twice a day and after meals if possible.

Go on walks and encourage them to run, climb and balance.

Encourage them to get dressed on their own. Show them how to turn their coat sleeves the right way around, how to zip up their coat and put on a pair of gloves.

Show them how to put tights or socks on properly.

Reading Books

Your child will continue to take a colour banded and Read Write Inc. book home each week. It is very important that you talk about the reading books with your child. The Read Write Inc. books have red words that the children need to read by sight. Please encourage them to Read Talk then read all the other words. It is recommended that you read the Read Write book 3 times with your child if possible. When you share the colour banded book with your child please talk about the pictures, what is happening in the story and ask your child what they think might happen next. These activities are as important as reading the words on each page. Please talk to a member of our Foundation Stage Team if you have any questions.